
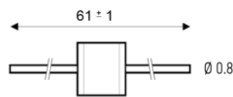


BB S 500/20



- 2-electrode GDT
- No radioactive
- For PCB mounting (BBS series)
- Lead termination version
- ITU-K12 compliant
- Available in Tape & Reel Packaging



Electrical Characteristics

DC sparkover voltage (100V/s)		400-600 V
DC spark voltage tolerance		+/- 20%
Maximum impulse sparkover voltage (1kV/μs)		<1200 V
Nominal discharge current 10 x 8/20μs impulses	In	10 kA
Total Maximum discharge current max. total withstand @ 8 /20 μs	I _{max} Total	25 kA
Impulse discharge current 10/350μs - 1 time		2 kA
Max. capacitance	C	<0.8 pF
Insulation resistance	IR	≥10 GOhms
Arc Voltage		≤ 25 V
Glow voltage		≤ 120 V
AC discharge current (50Hz)		10 A
DC Holdover voltage R = 300 ohms in serie R = 150 ohms; 100nF en parrallel		>80 V

Mechanical Characteristics

Technology		Gas discharge tube
Operating and storage temperature		-40°C / +90°C
Connection		Wire
Tape & Reel		BB S (T&R) 500/20 - 928402201
Dimensions		See diagram
Weight		1.59 g

Standards

Standards compliance		ITU-T K12 rec.
RohS compliance		Yes

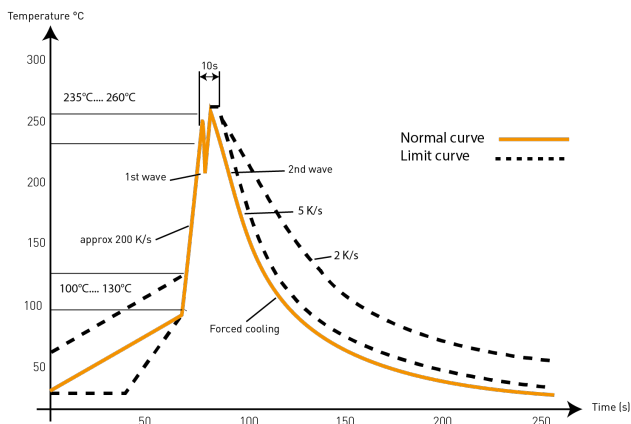
Part number

9284022

Note: NQA Niveau II 0,65, ISO DIN 2859

Soldering recommendation

Wave soldering cycle for gas discharge tubes:



The curve is conform with the standard test: IEC 60068 part 2-58.

Annotation:

The soldering oven (reflow or wave) for gas discharge tube with failsafe mechanism must to be define with precaution.