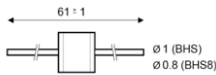


BH S (T&R) 1000/20



- 2-electrode GDT
- In compliance with international standards
- No radiative
- For PCB mounting (BBS series)
- Lead termination version
- Tape & Reel Packaging



Electrical Characteristics

DC sparkover voltage (100V/s)		800-1200 V
DC spark voltage tolerance		+/- 20%
Maximum impulse sparkover voltage (1kV/µs)		≤ 1800V
Nominal discharge current 10 x 8/20µs impulses	I _n	10 kA
Total Maximum discharge current max. total withstand @ 8 /20 µs	I _{max} Total	25 kA
Impulse discharge current 10/350µs - 1 time		2 kA
Max. capacitance	C	< 0.8 pF
Insulation resistance	IR	≥ 10 GOhms
Arc Voltage		≤ 30 V
Glow voltage		≤ 160 V
AC discharge current (50Hz)		10 A
DC Holdover voltage R = 300 ohms in serie R = 150 ohms; 100nF en parrallel		> 80 V

Mechanical Characteristics

Technology		Gas discharge tube
Operating and storage temperature		-40°C / +90°C
Connection		Wire
Tape&Reel Version		Bending version
Dimensions		See diagram
Weight		1.99 g

Standards

Standards compliance		ITU-T K12 rec.
Certification		UL Recognized / ROHS
RohS compliance		Yes

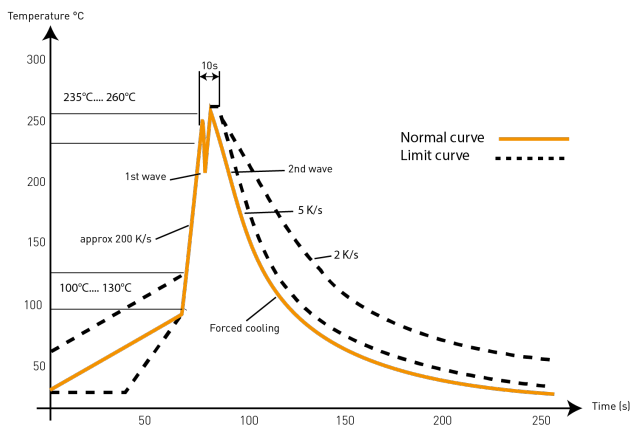
Part number

928603301

Note: NQA Niveau II 0,65, ISO DIN 2859

Soldering recommendation

Wave soldering cycle for gas discharge tubes:



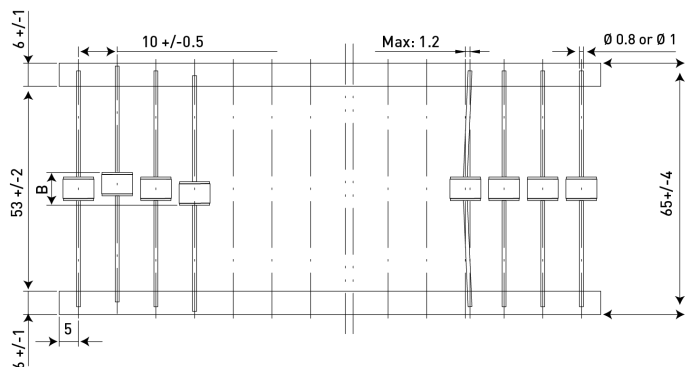
The curve is conform with the standard test: IEC 60068 part 2-58.

Annotation:

The soldering oven (reflow or wave) for gas discharge tube with failsafe mechanism must to be define with precaution.

Packaging specification

Radial taping layout for gas discharge tubes with wire output:



The CITEL gas discharge tubes with wire output are provided in a radial tape in a pack of 500 components (plan opposite) following the specification IEC 286-1.

