
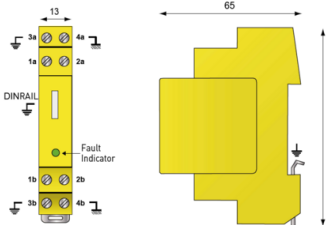
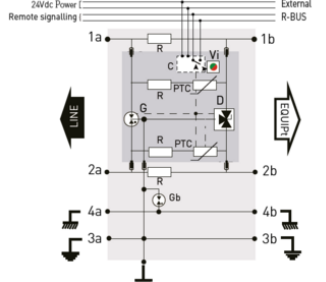


DLATS1-06D3



- ▶ 1-pair dataline/telecom surge protection
- ▶ Local and Remote signaling of SPD status
- ▶ DIN rail mounting, Screw connect status
- ▶ Plug-in module
- ▶ 1 monitoring module + SPD modules (up to 48) + bus
- ▶ Discharge current I_{max}/I_n : 20 kA /5kA
- ▶ Complies with IEC/EN 61643-21 and UL497A



	Electrical Characteristics																																																											
 <p>G: 3-electrode gas tube Gb: 2-electrode gas tube PTC: Thermal resistor R: Resistor D : Clamping diode Vi : Indicator</p>	<table border="1"> <tr> <td>Network</td> <td></td> <td>RS422</td> </tr> <tr> <td>Nominal line voltage</td> <td>Un</td> <td>6 V</td> </tr> <tr> <td>Max. DC operating voltage</td> <td>Uc</td> <td>8 Vdc</td> </tr> <tr> <td>Max. frequency</td> <td>f max.</td> <td>> 3 MHz</td> </tr> <tr> <td>Insertion loss</td> <td></td> <td>< 1 dB</td> </tr> <tr> <td>Max. load current</td> <td>IL</td> <td>300 mA</td> </tr> <tr> <td>Max. discharge current max. withstand @ 8/20 μs by pole</td> <td>I_{max}</td> <td>20 kA</td> </tr> <tr> <td>Line inductance</td> <td></td> <td>No</td> </tr> <tr> <td>Protection mode(s)</td> <td></td> <td>Common/Differential mode</td> </tr> <tr> <td>Protection level Following the test category C3 (IEC61643-21) - Line/Line</td> <td>Up</td> <td>20 V</td> </tr> <tr> <td>Impulse current 2 x 10/350μs Test - D1 Category</td> <td>I_{imp}</td> <td>5 kA</td> </tr> <tr> <td>Nominal discharge current C2 Category</td> <td>I_n</td> <td>5 kA</td> </tr> <tr> <td>Line/Line Nominal discharge current C2 Category</td> <td>I_n L/L</td> <td>5 kA</td> </tr> <tr> <td>Line/Ground Nominal discharge current 8 /20μs Test x 10 - C2 Category</td> <td>I_n L/PE</td> <td>5 kA</td> </tr> </table>		Network		RS422	Nominal line voltage	Un	6 V	Max. DC operating voltage	Uc	8 Vdc	Max. frequency	f max.	> 3 MHz	Insertion loss		< 1 dB	Max. load current	IL	300 mA	Max. discharge current max. withstand @ 8/20 μs by pole	I _{max}	20 kA	Line inductance		No	Protection mode(s)		Common/Differential mode	Protection level Following the test category C3 (IEC61643-21) - Line/Line	Up	20 V	Impulse current 2 x 10/350μs Test - D1 Category	I _{imp}	5 kA	Nominal discharge current C2 Category	I _n	5 kA	Line/Line Nominal discharge current C2 Category	I _n L/L	5 kA	Line/Ground Nominal discharge current 8 /20μs Test x 10 - C2 Category	I _n L/PE	5 kA																
Network		RS422																																																										
Nominal line voltage	Un	6 V																																																										
Max. DC operating voltage	Uc	8 Vdc																																																										
Max. frequency	f max.	> 3 MHz																																																										
Insertion loss		< 1 dB																																																										
Max. load current	IL	300 mA																																																										
Max. discharge current max. withstand @ 8/20 μs by pole	I _{max}	20 kA																																																										
Line inductance		No																																																										
Protection mode(s)		Common/Differential mode																																																										
Protection level Following the test category C3 (IEC61643-21) - Line/Line	Up	20 V																																																										
Impulse current 2 x 10/350μs Test - D1 Category	I _{imp}	5 kA																																																										
Nominal discharge current C2 Category	I _n	5 kA																																																										
Line/Line Nominal discharge current C2 Category	I _n L/L	5 kA																																																										
Line/Ground Nominal discharge current 8 /20μs Test x 10 - C2 Category	I _n L/PE	5 kA																																																										
<p>Connection ribbons available:</p> <table border="1"> <thead> <tr> <th>Nb of pole</th> <th>Ref. Ribbon</th> </tr> </thead> <tbody> <tr> <td>2 - 5</td> <td>R-BUS 5P (301134)</td> </tr> <tr> <td>6 - 10</td> <td>R-BUS 10P (301133)</td> </tr> <tr> <td>11 - 25</td> <td>R-BUS 25P (301135)</td> </tr> <tr> <td>26 - 49</td> <td>R-BUS 49P (301143)</td> </tr> </tbody> </table>	Nb of pole	Ref. Ribbon	2 - 5	R-BUS 5P (301134)	6 - 10	R-BUS 10P (301133)	11 - 25	R-BUS 25P (301135)	26 - 49	R-BUS 49P (301143)	<table border="1"> <tr> <td colspan="3" style="background-color: #f4a460;">Mechanical Characteristics</td> </tr> <tr> <td>Technology</td> <td></td> <td>GDT+Clamping diode+PTC (thermal resistor) + Resistor</td> </tr> <tr> <td>SPD configuration</td> <td></td> <td>1-pair+shielded</td> </tr> <tr> <td>Connection to Network</td> <td></td> <td>By screw terminal: cross section 0.5-2.5mm²</td> </tr> <tr> <td>Format</td> <td></td> <td>Plug-in DIN box</td> </tr> <tr> <td>Mounting</td> <td></td> <td>Symmetrical rail 35 mm (EN 60715)</td> </tr> <tr> <td>Housing material</td> <td></td> <td>Thermoplastic UL94 V-0</td> </tr> <tr> <td>Operating temperature</td> <td>Tu</td> <td>-40/+85°C</td> </tr> <tr> <td>Protection rating</td> <td></td> <td>IP20</td> </tr> <tr> <td>Failsafe mode</td> <td></td> <td>Transmission cut-off - fault mode 2</td> </tr> <tr> <td>Disconnection indicator</td> <td></td> <td>Red light on</td> </tr> <tr> <td>Spare module(s)</td> <td></td> <td>DLATS1M-06D3</td> </tr> <tr> <td>Remote signaling of disconnection</td> <td></td> <td>Trough control module</td> </tr> <tr> <td>Remote signaling of disconnection via control module</td> <td></td> <td>Yes</td> </tr> <tr> <td>Dimensions</td> <td></td> <td>See diagram</td> </tr> <tr> <td>Weight</td> <td></td> <td>0.067 kg</td> </tr> </table>		Mechanical Characteristics			Technology		GDT+Clamping diode+PTC (thermal resistor) + Resistor	SPD configuration		1-pair+shielded	Connection to Network		By screw terminal: cross section 0.5-2.5mm ²	Format		Plug-in DIN box	Mounting		Symmetrical rail 35 mm (EN 60715)	Housing material		Thermoplastic UL94 V-0	Operating temperature	Tu	-40/+85°C	Protection rating		IP20	Failsafe mode		Transmission cut-off - fault mode 2	Disconnection indicator		Red light on	Spare module(s)		DLATS1M-06D3	Remote signaling of disconnection		Trough control module	Remote signaling of disconnection via control module		Yes	Dimensions		See diagram	Weight		0.067 kg
Nb of pole	Ref. Ribbon																																																											
2 - 5	R-BUS 5P (301134)																																																											
6 - 10	R-BUS 10P (301133)																																																											
11 - 25	R-BUS 25P (301135)																																																											
26 - 49	R-BUS 49P (301143)																																																											
Mechanical Characteristics																																																												
Technology		GDT+Clamping diode+PTC (thermal resistor) + Resistor																																																										
SPD configuration		1-pair+shielded																																																										
Connection to Network		By screw terminal: cross section 0.5-2.5mm ²																																																										
Format		Plug-in DIN box																																																										
Mounting		Symmetrical rail 35 mm (EN 60715)																																																										
Housing material		Thermoplastic UL94 V-0																																																										
Operating temperature	Tu	-40/+85°C																																																										
Protection rating		IP20																																																										
Failsafe mode		Transmission cut-off - fault mode 2																																																										
Disconnection indicator		Red light on																																																										
Spare module(s)		DLATS1M-06D3																																																										
Remote signaling of disconnection		Trough control module																																																										
Remote signaling of disconnection via control module		Yes																																																										
Dimensions		See diagram																																																										
Weight		0.067 kg																																																										
Standards																																																												
Standards compliance		IEC 61643-21 / EN 61643-21 / UL497A																																																										
Part number																																																												
6417011																																																												