
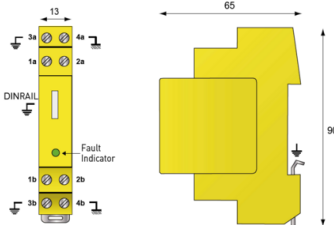
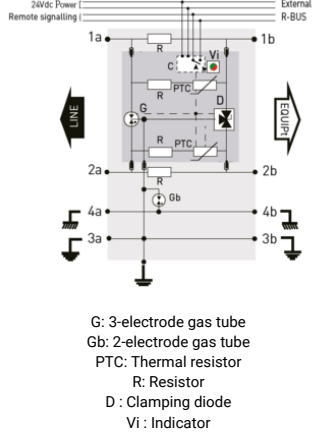


## DLATS1-24D3



- 1-pair data line/telecom surge protection
- Local and Remote signaling of SPD status
- DIN rail mounting, Screw connect status
- Plug-in module
- 1 monitoring module + SPD modules (up to 48) + bus
- Discharge current  $I_{max}/I_n$ : 20 kA / 5kA
- Complies with IEC/EN 61643-21 and UL497A



	<b>Electrical Characteristics</b>																																																																							
 <p>G: 3-electrode gas tube Gb: 2-electrode gas tube PTC: Thermal resistor R: Resistor D: Clamping diode Vi: Indicator</p>	<table border="1"> <tr><td>Network</td><td></td><td>4-20 mA</td></tr> <tr><td>Nominal line voltage</td><td>Un</td><td>24 V</td></tr> <tr><td>Max. DC operating voltage</td><td>Uc</td><td>28 Vdc</td></tr> <tr><td>Max. frequency</td><td>f max.</td><td>&gt; 3 MHz</td></tr> <tr><td>Insertion loss</td><td></td><td>&lt; 1 dB</td></tr> <tr><td>Max. load current</td><td>IL</td><td>300 mA</td></tr> <tr><td>Max. discharge current max. withstand @ 8/20 μs by pole</td><td>I<sub>max</sub></td><td>20 kA</td></tr> <tr><td>Line inductance</td><td></td><td>No</td></tr> <tr><td>Protection mode(s)</td><td></td><td>Common/Differential mode</td></tr> <tr><td>Protection level Following the test category C3 (IEC61643-21) - Line/Line</td><td>Up</td><td>40 V</td></tr> <tr><td>Impulse current 2 x 10/350μs Test - D1 Category</td><td>I<sub>imp</sub></td><td>5 kA</td></tr> <tr><td>Nominal discharge current C2 Category</td><td>I<sub>n</sub></td><td>5 kA</td></tr> <tr><td>Line/Line Nominal discharge current C2 Category</td><td>I<sub>n</sub> L/L</td><td>5 kA</td></tr> <tr><td>Line/Ground Nominal discharge current 8 /20μs Test x 10 - C2 Category</td><td>I<sub>n</sub> L/PE</td><td>5 kA</td></tr> </table>		Network		4-20 mA	Nominal line voltage	Un	24 V	Max. DC operating voltage	Uc	28 Vdc	Max. frequency	f max.	> 3 MHz	Insertion loss		< 1 dB	Max. load current	IL	300 mA	Max. discharge current max. withstand @ 8/20 μs by pole	I <sub>max</sub>	20 kA	Line inductance		No	Protection mode(s)		Common/Differential mode	Protection level Following the test category C3 (IEC61643-21) - Line/Line	Up	40 V	Impulse current 2 x 10/350μs Test - D1 Category	I <sub>imp</sub>	5 kA	Nominal discharge current C2 Category	I <sub>n</sub>	5 kA	Line/Line Nominal discharge current C2 Category	I <sub>n</sub> L/L	5 kA	Line/Ground Nominal discharge current 8 /20μs Test x 10 - C2 Category	I <sub>n</sub> L/PE	5 kA																												
Network		4-20 mA																																																																						
Nominal line voltage	Un	24 V																																																																						
Max. DC operating voltage	Uc	28 Vdc																																																																						
Max. frequency	f max.	> 3 MHz																																																																						
Insertion loss		< 1 dB																																																																						
Max. load current	IL	300 mA																																																																						
Max. discharge current max. withstand @ 8/20 μs by pole	I <sub>max</sub>	20 kA																																																																						
Line inductance		No																																																																						
Protection mode(s)		Common/Differential mode																																																																						
Protection level Following the test category C3 (IEC61643-21) - Line/Line	Up	40 V																																																																						
Impulse current 2 x 10/350μs Test - D1 Category	I <sub>imp</sub>	5 kA																																																																						
Nominal discharge current C2 Category	I <sub>n</sub>	5 kA																																																																						
Line/Line Nominal discharge current C2 Category	I <sub>n</sub> L/L	5 kA																																																																						
Line/Ground Nominal discharge current 8 /20μs Test x 10 - C2 Category	I <sub>n</sub> L/PE	5 kA																																																																						
<p>Connection ribbons available:</p> <table border="1"> <thead> <tr> <th>Nb of pole</th> <th>Ref. Ribbon</th> </tr> </thead> <tbody> <tr> <td>2 - 5</td> <td>R-BUS 5P (301134)</td> </tr> <tr> <td>6 - 10</td> <td>R-BUS 10P (301133)</td> </tr> <tr> <td>11 - 25</td> <td>R-BUS 25P (301135)</td> </tr> <tr> <td>26 - 49</td> <td>R-BUS 49P (301143)</td> </tr> </tbody> </table>	Nb of pole	Ref. Ribbon	2 - 5	R-BUS 5P (301134)	6 - 10	R-BUS 10P (301133)	11 - 25	R-BUS 25P (301135)	26 - 49	R-BUS 49P (301143)	<table border="1"> <tr> <td colspan="3" style="background-color: #f4a460;"><b>Mechanical Characteristics</b></td> </tr> <tr><td>Technology</td><td></td><td>GDT+Clamping diode+PTC (thermal resistor) + Resistor</td></tr> <tr><td>SPD configuration</td><td></td><td>1-pair+shielded</td></tr> <tr><td>Connection to Network</td><td></td><td>By screw terminal: cross section 0.5-2.5mm<sup>2</sup></td></tr> <tr><td>Format</td><td></td><td>Plug-in DIN box</td></tr> <tr><td>Mounting</td><td></td><td>Symmetrical rail 35 mm (EN 60715)</td></tr> <tr><td>Housing material</td><td></td><td>Thermoplastic UL94 V-0</td></tr> <tr><td>Operating temperature</td><td>Tu</td><td>-40/+85°C</td></tr> <tr><td>Protection rating</td><td></td><td>IP20</td></tr> <tr><td>Failsafe mode</td><td></td><td>Transmission cut-off - fault mode 2</td></tr> <tr><td>Disconnection indicator</td><td></td><td>Red light on</td></tr> <tr><td>Spare module(s)</td><td></td><td>DLATS1M-24D3</td></tr> <tr><td>Remote signaling of disconnection</td><td></td><td>Trough control module</td></tr> <tr><td>Remote signaling of disconnection via control module</td><td></td><td>Yes</td></tr> <tr><td>Dimensions</td><td></td><td>See diagram</td></tr> <tr><td>Weight</td><td></td><td>0.067 kg</td></tr> <tr> <td colspan="3" style="background-color: #f4a460;"><b>Standards</b></td> </tr> <tr><td>Standards compliance</td><td></td><td>IEC 61643-21 / EN 61643-21 / UL497A</td></tr> <tr> <td colspan="3" style="background-color: #f4a460;"><b>Part number</b></td> </tr> <tr><td colspan="3">6417031</td></tr> </table>		<b>Mechanical Characteristics</b>			Technology		GDT+Clamping diode+PTC (thermal resistor) + Resistor	SPD configuration		1-pair+shielded	Connection to Network		By screw terminal: cross section 0.5-2.5mm <sup>2</sup>	Format		Plug-in DIN box	Mounting		Symmetrical rail 35 mm (EN 60715)	Housing material		Thermoplastic UL94 V-0	Operating temperature	Tu	-40/+85°C	Protection rating		IP20	Failsafe mode		Transmission cut-off - fault mode 2	Disconnection indicator		Red light on	Spare module(s)		DLATS1M-24D3	Remote signaling of disconnection		Trough control module	Remote signaling of disconnection via control module		Yes	Dimensions		See diagram	Weight		0.067 kg	<b>Standards</b>			Standards compliance		IEC 61643-21 / EN 61643-21 / UL497A	<b>Part number</b>			6417031		
Nb of pole	Ref. Ribbon																																																																							
2 - 5	R-BUS 5P (301134)																																																																							
6 - 10	R-BUS 10P (301133)																																																																							
11 - 25	R-BUS 25P (301135)																																																																							
26 - 49	R-BUS 49P (301143)																																																																							
<b>Mechanical Characteristics</b>																																																																								
Technology		GDT+Clamping diode+PTC (thermal resistor) + Resistor																																																																						
SPD configuration		1-pair+shielded																																																																						
Connection to Network		By screw terminal: cross section 0.5-2.5mm <sup>2</sup>																																																																						
Format		Plug-in DIN box																																																																						
Mounting		Symmetrical rail 35 mm (EN 60715)																																																																						
Housing material		Thermoplastic UL94 V-0																																																																						
Operating temperature	Tu	-40/+85°C																																																																						
Protection rating		IP20																																																																						
Failsafe mode		Transmission cut-off - fault mode 2																																																																						
Disconnection indicator		Red light on																																																																						
Spare module(s)		DLATS1M-24D3																																																																						
Remote signaling of disconnection		Trough control module																																																																						
Remote signaling of disconnection via control module		Yes																																																																						
Dimensions		See diagram																																																																						
Weight		0.067 kg																																																																						
<b>Standards</b>																																																																								
Standards compliance		IEC 61643-21 / EN 61643-21 / UL497A																																																																						
<b>Part number</b>																																																																								
6417031																																																																								